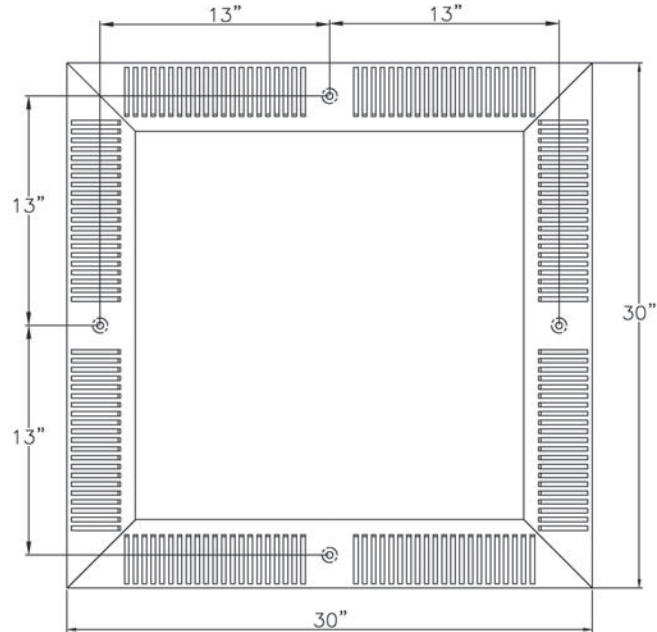
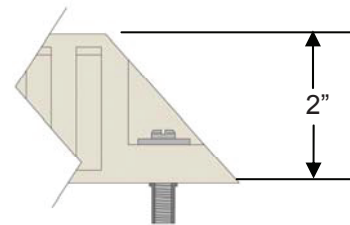


SUMP WITH SHIELD



Notes:

- ASME A112.19.8.a-2008 VGB-2008 & NSF Certified
- Easily installed over existing main drains
- Prevents bather entrapment
- Fiberglass construction
- No bonding required
- Slip resistant surface
- Includes stainless steel hardware
- Wall flowrate: 1120 GPM
- Floor flowrate: 1432 GPM
- **Life: 15 years – submerged outlet**
- Covers up to 24" x 24" main drain



1/4" dia S.S. drop-in anchors with 1/4" S.S. fasteners & washers

Part #	Overall Size L x W	Open Area	Max. Flow Rate @ 1.5 F.P.S.
3030AEC	30"X30"	128.21 in ²	600 GPM



R-5/5/11



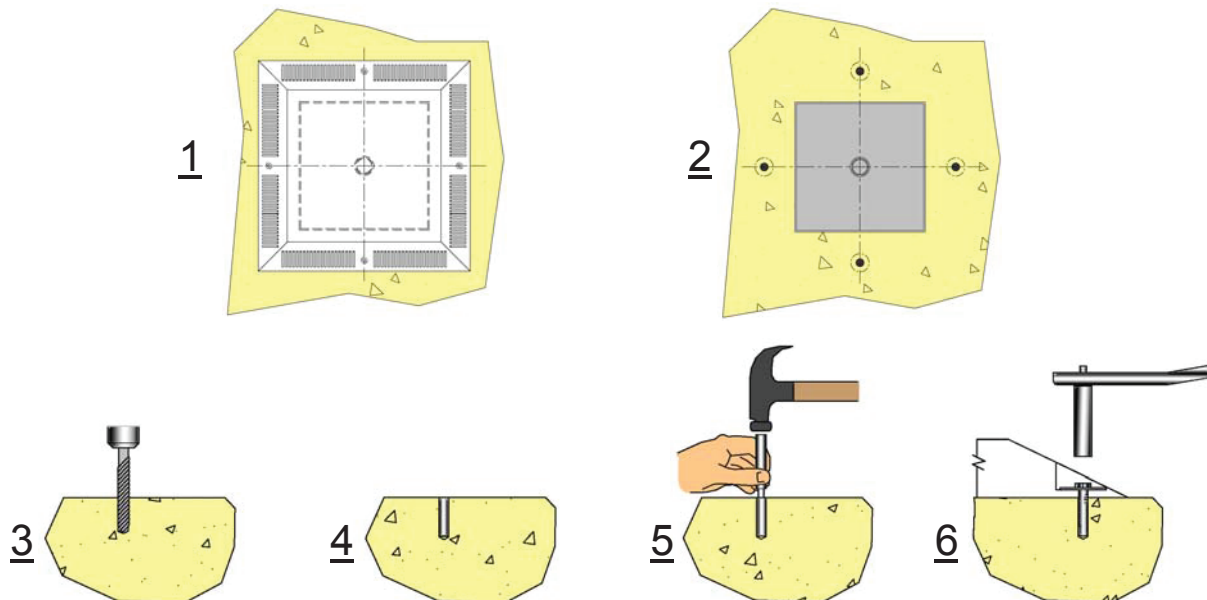
Notes!

Be sure to remove existing main drain sump cover or grating.

Read and save these instructions for future reference – see drawings below for each numbered step.

1. Position AEGIS Anti-Entrapment Shield over existing main drain sump to locate anchors in pool structure.
2. Mark locations of (4) mounting holes.
3. Use a 3/8" carbide-tipped drill bit to drill hole. Hold drill securely and straight to prevent irregular shaped holes. Clean out the concrete dust from holes as required.
 - For tile or plastered finish, drill a 1.5" deep hole and use the supplied 1.5" bolts to secure.
 - For painted concrete finish, drill a 1" deep hole and use the supplied 1" bolts to secure..
- * **The anchors are designed to be set in concrete only.**
4. Drop anchor in hole and tap until flush with the concrete underneath the tile or plaster finish.
5. To set drop-in anchor, expand anchor by inserting setting tool into anchor body and set with several solid hammer blows. The anchor is set properly when shoulder of setting tool is flush with the top of anchor.
6. Align AEGIS Anti-Entrapment Shield over set anchors, insert bolts with washers and tighten to 80 inch/lbs.

* **If the tile or plaster finish is thicker than 1/2", increase hole depth to assure anchor is fully set in concrete. Longer bolts will be required. 1/4-20 UNC. Must be 316 stainless steel.**
Any questions consult Neptune Benson, Inc 800-832-8002



R-5/5/11



Additional Instructions

Do not install cover on seating areas or backrests.

Maximum flowrate at 1.5 fps = 600 GPM.

NSF Certified maximum flow rates: Wall - 1120 GPM. Floor - 1432 GPM. (DO NOT EXCEED)

When used with NSF Certified main drain sump Neptune-Benson # 242424SSMD-8 connection size is 8". Four (4) acorn nuts #12495 and four (4) washers # 655S04WSHRT316, are included.

This cover is approved for use over any size field built main drain sump up to 24" x 24" that meets the requirements of figure 2. in the ASME Code for Suction Fittings, providing the sump is qualified by a "Registered Design Professional".

This cover requires a wrench or ratchet to install or remove hardware.

This cover requires no special winterizing instructions.

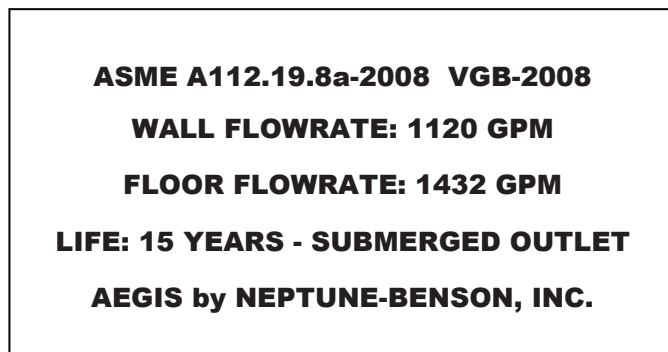
Cover should be visually inspected for damage during facility shutdown.

Loose hardware must be tightened prior to using facility.

Do not use facility if cover is missing, broken, or cracked.

If the pump size is increased, be sure it cannot exceed the maximum certified flow rates.

Permanent data plate molded into cover



Minimum text height = .10"



R-5/5/11

**SECTION 13151
SWIMMING POOL CONSTRUCTION**

**AEGIS ANTI-ENTRAPMENT SHIELD
SPECIFICATIONS**

- A. The AEGIS Anti-Entrapment Shield (AEGIS) shall be fabricated using fiberglass with vinylester resin and finished with UV resistant gel coat. Top shall have a molded non-slip surface. Included mounting hardware shall be type 316 SS in accordance with the ASME code for suction fittings .
- B. The AEGIS shall be 30” x 30” as defined by the ASME code for suction fittings. The shield shall be designed and certified to ASME A112.19.8a-2008 VGB-2008.
- C. The AEGIS shall be designed to permit flow only through the perimeter of the device to maximize the product safety. Maximum flow rate @ 1.5 f.p.s shall be 600 GPM. NSF certified maximum flow rates shall be: Wall -1120 GPM, Floor -1432 GPM.
- D. The AEGIS shall be approved for use over any existing or field built main drain sump providing the main drain sump is qualified by a “Registered Design Professional”.
- E. The AEGIS shall be certified by NSF and shall have a permanent data plate affixed on the shield.
- F. Shields (covers) constructed of stainless steel, or units that require grounding shall not be considered.